

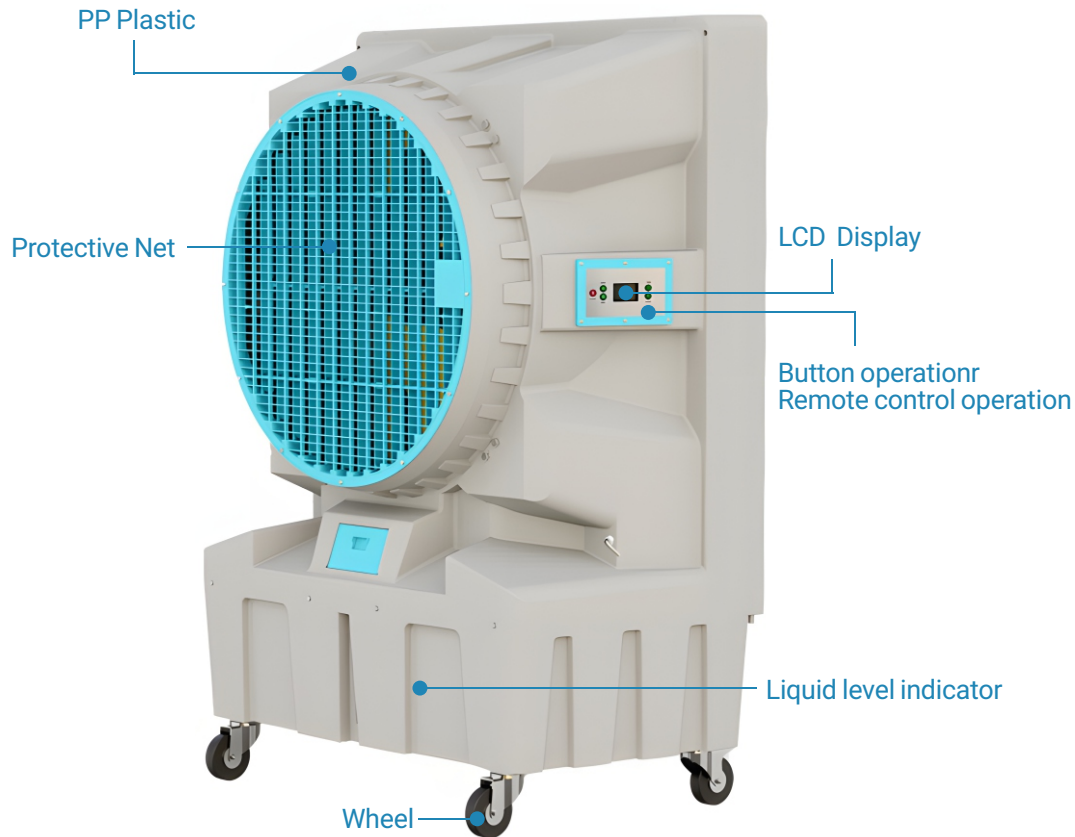


Water Cooling Portable Air Fan



Voltage	Power (W)	Water Consumption	Water Tank	Air Volume (m ³ /h)	Applicable Area (m ²)	Weight (KG)	External Dimensions (CM)
220V/50HZ	1100	15-20L/H	130L	18000	150-200	50	112*64*160

- ◆ **Advanced Water Cooling Technology:** Provides rapid and efficient temperature reduction, ensuring a cool and comfortable environment.
- ◆ **High Airflow Capacity:** Delivers substantial airflow, making it ideal for cooling large industrial and commercial spaces.
- ◆ **Portable Design:** Equipped with durable wheels and a lightweight frame, allowing for easy relocation to any area in need of cooling.
- ◆ **Energy-Efficient Operation:** Consumes less energy while providing powerful cooling, helping to reduce operational costs.
- ◆ **User-Friendly Controls:** Simple and intuitive controls make it easy to adjust settings for optimal cooling performance.